

Dong-Ah Geological Engineering Co., Ltd.

2023 2Q





Contents



2023 2Q RESULTS



New Orders & Contracts Balance

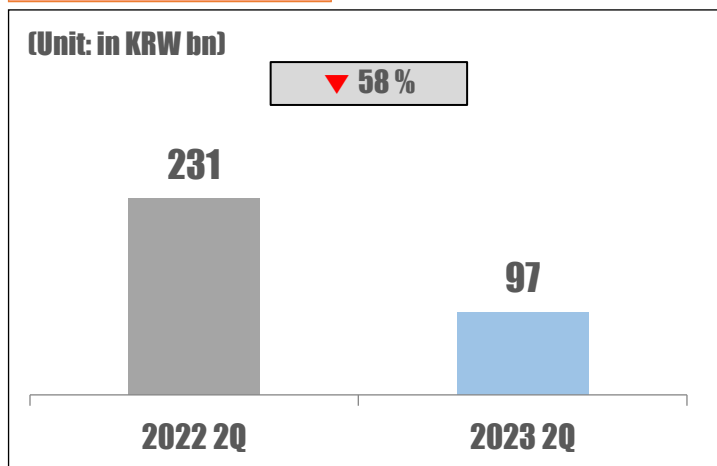


Financial Statements

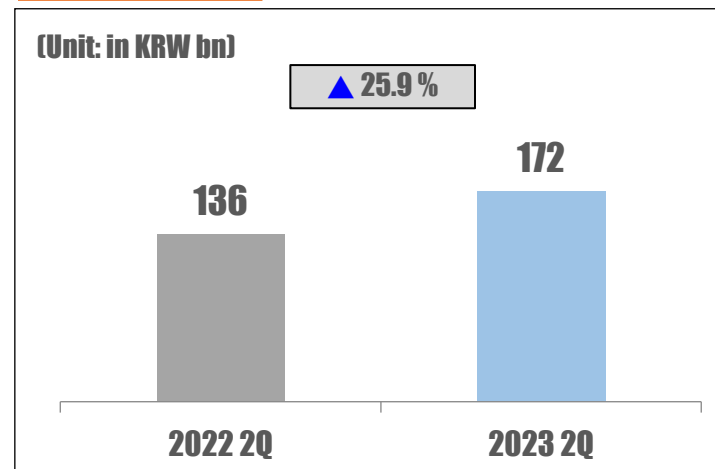
INVESTOR RELATIONS

2023 2Q RESULTS

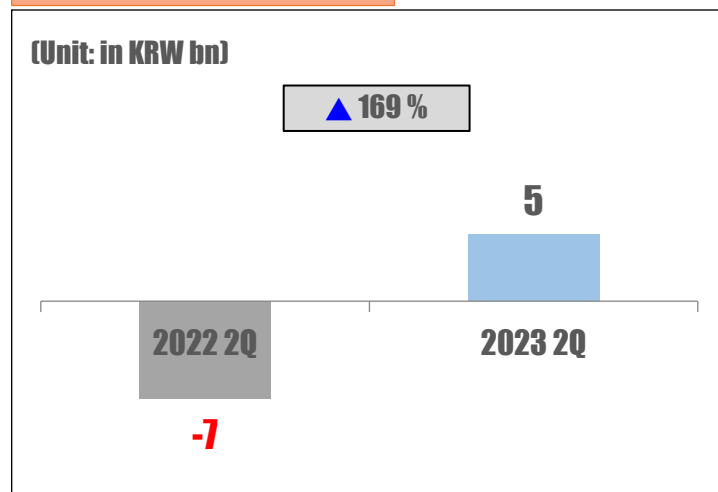
■ New Orders



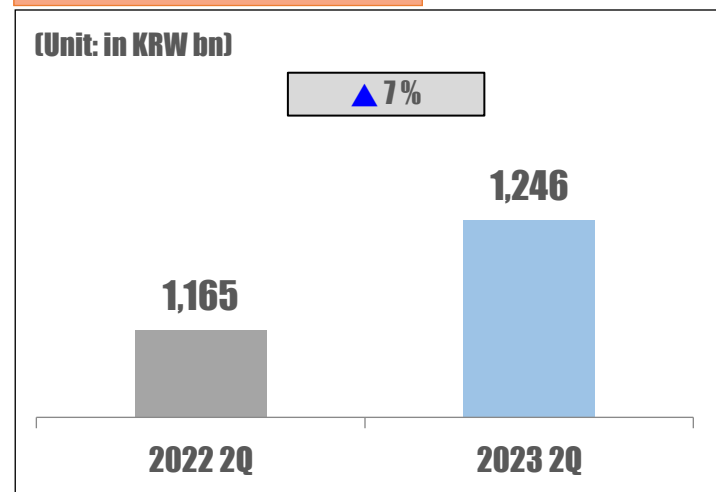
■ Sales



■ Operating Profit



■ Contracts Balance



INVESTOR RELATIONS
New Orders & Contracts Balance

■ **New Orders**

(Unit: in KRW bn)

Division	2021	2022	2023 2Q
Domestic	211	176	36
Overseas	578	340	61
Total	788	516	97

■ **Contracts Balance**

(Unit: in KRW bn)

Division	2021	2022	2023 2Q
Domestic	388	428	351
Overseas	715	1,010	895
Total	1,103	1,437	1,246

Division	2021	2022	2023 2Q
TBM	272	(43)	36
Ground Improvement	487	(90)	23
Others	29	648	38
Total	788	516	97

Division	2021	2022	2023 2Q
TBM	335	385	219
Ground Improvement	617	377	301
Others	151	676	726
Total	1,103	1,437	1,246

INVESTOR RELATIONS
Financial Statements

(Unit: in KRW bn, except per share)

ACCOUNT	2021	2022	2023 2Q
TOTAL ASSETS	351	372	375
CURRENT ASSETS	240	252	266
NON-CURRENT ASSETS	111	120	108
TOTAL LIABILITIES	146	151	153
CURRENT LIABILITIES	145	146	148
NON-CURRENT LIABILITIES	1	4	5
TOTAL EQUITY	204	222	221
SHARE CAPITAL	6	7	7
DEBT RATIO	72%	68%	69%
SALES	289	266	172
OPERATING PROFIT	4	(31)	5
NET INCOME	5	(23)	6
EARNINGS PER SHARE	₩ 412	₩ -1,690	₩ 456



<http://www.dage.co.kr>